




Our reverse vending solutions allow used drinks containers to be sorted and recycled, helping to limit waste and protect the environment for future generations

RVM Mega

- The RVM Mega with ProlinePlus has been designed for easy and convenient returns of high volumes of recyclable containers. It comes with a high-speed bulk feed and also a single feed.
- Its compact size keeps floor space to a minimum.
- Modular so it can be adapted to fit any store with the option of being expanded if needed.
- Easy to use, efficient and consumer friendly, it is also accessible for wheelchair and mobility scooter users.

FEATURES:

- A Reverse Vending Machine with a high-speed bulk feed and a single feed in the same machine
- Processes up to 100 containers per minute
- Modular system with ProlinePlus with up to 8 cabinets
- Electrical hatch operation (opening and closing)
- Accessible for wheelchair and mobility scooter users
- 21.5" touchscreen with backlight



RVM Mega

TECHNICAL SPECIFICATIONS

Infeed	Bulk and single feeders process up to 100 items per minute
Packaging Type	Bulk feeder accepts up to 3L PET bottles and up to 1L cans Single feeder accepts up to 3L PET bottles, 1L cans and 2L glass bottles (one-way or refillable glass)
Recognition of packaging	360° barcode reading and video shape detection
Barcode	EAN-13, EAN-8, UPC-E, UPC-A
Weight	Weight recognition to identify the containers
Communications	LAN interface (Ethernet TCP/IP)
Power Supply	24V supplied from the Proline
Environment	For indoor use. Temperature: 5-40°C. Relative humidity: max 90% - non-condensing
Warning	Message displayed on the touchscreen, SMS, APP or e-mail
Display	21.5" touchscreen with backlight
Printer	Graphic thermo printer for text, logos and barcodes. Around 1,700 receipts per roll
Marketing	The touchscreen and printer can be used for marketing and information. It can show offers, link to websites and and print out receipts and coupons. Option of a donation function to charities
Monitoring and back-office	Data is stored in the machine. Event log with detailed information. Status of the reverse vending machine can be displayed on screen or viewed on RVM Online via our unique proactive monitoring and analysis web-based solution. Remote diagnostic, backup and update functions
Safety and Approvals	The product conforms with the following standards: EN 60335-1, EN 62233, EN 61000-6-1, EN 61000-6-2, EN 61000-6-3, EN 61000-6-4. It also conforms with the technical requirements of the following European Directives and with national legislation for the following: Low Voltage Directive 2014/35/EU, EMC Directive 2014/30/EU, R&TTE Directive 99/5/EC, Machinery Directive 2006/42/EC and NS-EN ISO 12100:2010



multiDonation



Voucher Security



Cloud Connection



reMotion tool



reReports



myRVM

OPTIONS

- Loyalty card reader
- Optical PET sensor
- reVend, API connectivity
- 5G wifi router
- ReMotion, to customise touchscreen branding
- Different options for collection bins

Copyright © 2021 RVM Systems AB



RVM Systems AB
Torshamnsgatan 35
164 40 Kista, SWEDEN
www.rvmSystems.com

Proline Plus

TECHNICAL SPECIFICATIONS

Power Supply	230V 16A 3-phase or, 400V 10A 3-phase
Power Consumption per cabinet	Standby mode: 5 W per cabinet: OWG , operating: 40W CAN; PET and MIX: 750 W (average consumption =0.83 KWH per 1,000 compacted units, depending on the packaging)
STORAGE CAPACITY	Euro Pallet in cabinet (ref type and number of cabinets in the configuration) <i>*Shakedown may be required to reach the storage capacity</i>
PET	Maximum bin size D1220 X W820 X H950 Up to 1,100 bottles / 870 bottles normal mix
CANS	Maximum bin size D1220 X W820 X H950 Up to 4,000 pcs / 3,500 normal mix
MIX	Maximum bin size D1220 X W820 X H950. Normal mix with various sizes of compacted bottles (25% 0,5L PET+ 25% 1,5L PET + 50% cans) 1,350 pcs per Euro Pallet
One Way Glass (OWG)	Maximum bin size D1220 X W820 X H950 Up to 900 0,33 l bottles / 400 bottles normal mix
Optional S Drop	Size 400L D800 X W600 Up to 400 0,33 l bottles
Optional S Drop Large	Size 600L D800 X W900 Up to 600 0,33L bottles
Safety and Approvals	The product conforms with the following standards: EN 60335-1, EN 62233, EN 61000-6-1, EN 61000-6-2, EN 61000-6-3, EN 61000-6-4. It also conforms with the technical requirements of the following European Directives and with national legislation for the following: Low Voltage Directive 2014/35/EU, EMC Directive 2014/30/EU, R&TTE Directive 99/5/EC, Machinery Directive 2006/42/EC and NS-EN ISO 12100:2010

Copyright © 2021 RVM Systems AB



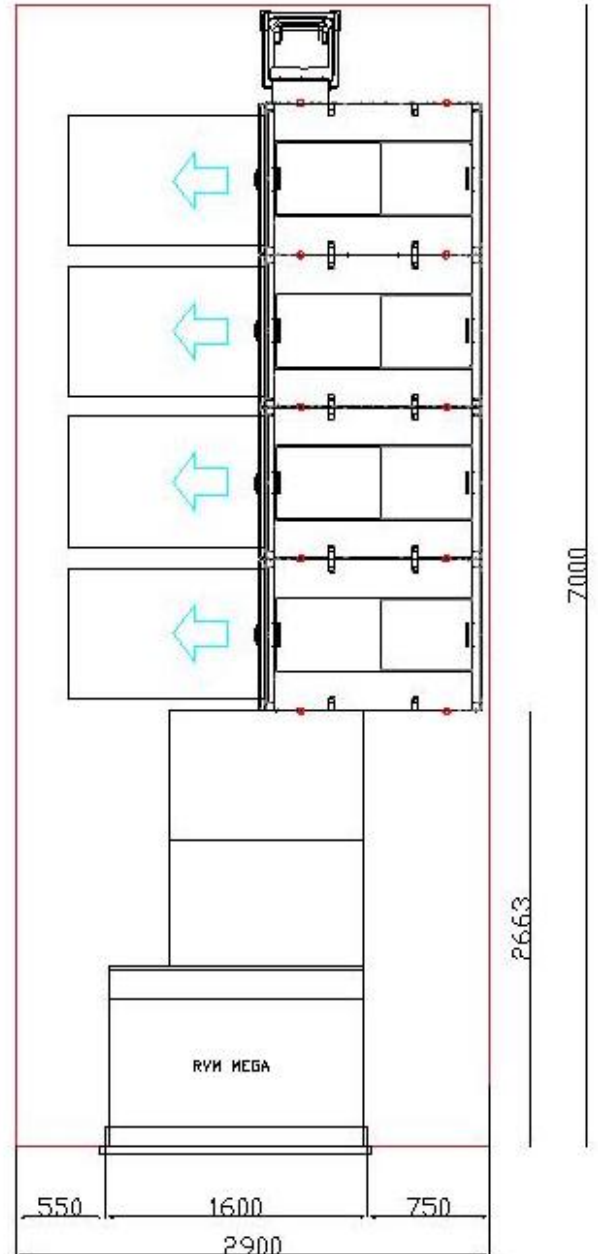
RVM Systems AB
Torshamnsgatan 35
164 40 Kista , SWEDEN
www.rvmsystems.com

Version 20210705

Example: RVM Mega with 4 cabinets ProlinePlus

FEATURES:

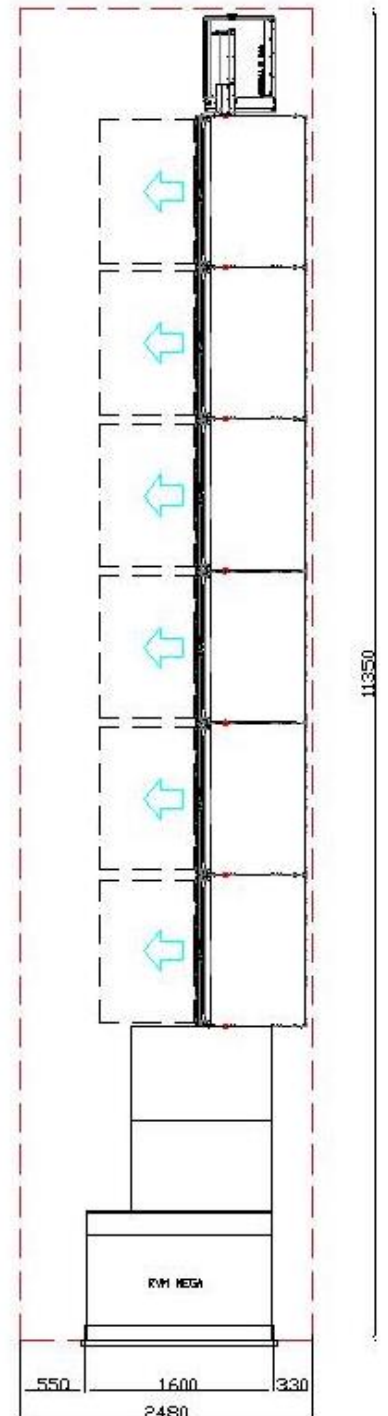
- Reverse Vending Machine with both a high-speed bulk feeder and single feeder in the same machine
- Processes up to 100 containers per minute
- Electrical hatch operation (opening and closing)
- Wheelchair accessible
- 21.5" touchscreen with backlight
- Modular system with:
 - 2 ProlinePlus cabinets for cans
 - 2 ProlinePlus for PET
 - 1 Sdrop for Refillable Glass



Example: RVM Mega with 6 cabinets ProlinePlus

FEATURES:

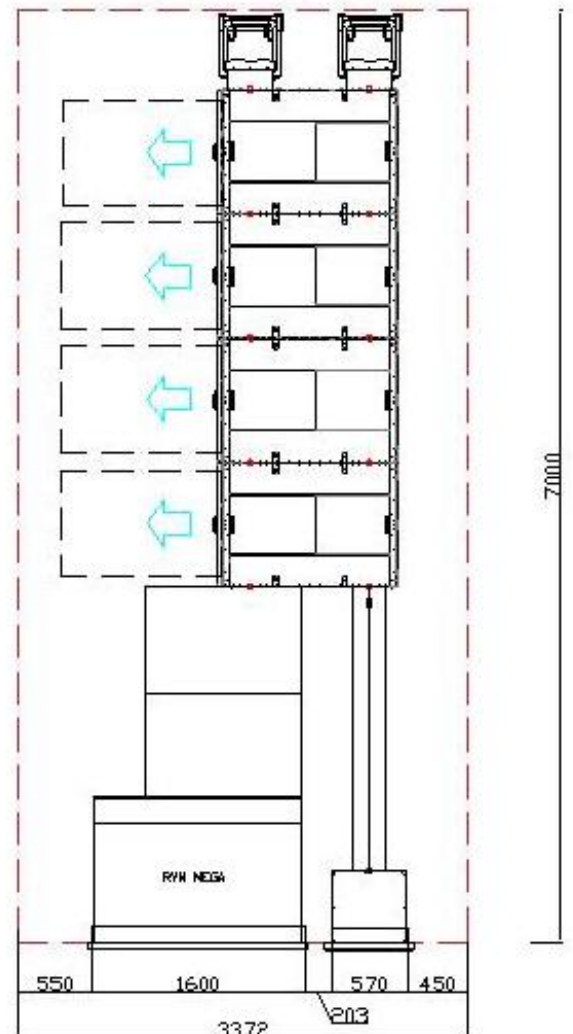
- Reverse Vending Machine with both a high-speed bulk feeder and single feed in the same machine
- Up to 100 containers per minute
- Electrical hatch operation (opening and closing)
- Wheel-chair accessible
- 21.5" touchscreen with backlight
- Modular system with
 - 2 ProlinePlus cabinets for cans
 - 2 ProlinePlus for PET
 - 2 ProlinePlus for One Way Glass
 - 1 sDrop for Refillable Glass



Example: RVM Mega DUO with 4 cabinets ProlinePlus

FEATURES:

- One Reverse Vending Machine with both a high-speed bulk feeder and single feed in the same machine
- One Single Reverse Vending Machine connected to the same ProlinePlus backroom
- Up to 100 containers per minute
- Electrical hatch operation (opening and closing)
- Wheel-chair accessible
- 21.5" touchscreen with backlight
- Modular DUAL system with
 - 1 ProlinePlus cabinets for cans
 - 2 ProlinePlus cabinets for PET
 - 1 ProlinePlus cabinets for One Way Glass



Example: RVM Mega DUO with 6 cabinets ProLinePlus

FEATURES:

- One Reverse Vending Machine with both a high-speed bulk feeder and single feed in the same machine
- One Single Reverse Vending Machine connected to the same ProLinePlus backroom
- Up to 100 containers per minute
- Electrical hatch operation (opening and closing)
- Wheel-chair accessible
- 21.5" touchscreen with backlight
- Modular DUAL system with
 - 2 ProLinePlus cabinets for cans
 - 2 ProLinePlus cabinets for PET
 - 2 ProLinePlus cabinets for One Way Glass

